

Phonics and Spelling

oa and ee

A 1 Find these **oa** words in the picture:

toad road boat

2 Find these **ee** words in the picture:

bee tree eel



B Circle the words you can read.

Read the words aloud.

green boat see coat sweep sheet throat float

C 1 Tick the pictures that have **oa** in the word.

2 Cross the pictures that have **ee** in the word.


☐

☐

☐

☐

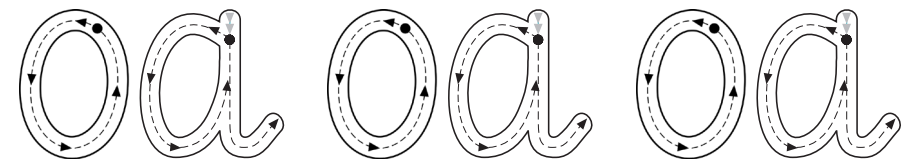
☐

☐

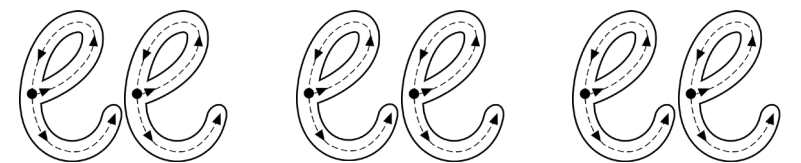
Writing

oa and ee

A 1 Trace the letters **oa** with your finger.



2 Trace the letters **ee** with your finger.



B Trace and copy the letters.

oa oa oa

ee ee ee

C Complete the words.



c _ _ _ l _ _ _ t _ _ _ t _ _ _

How did you feel about the activities?
Colour one of the faces.



Comprehension

We need water

A Look at the pictures and tell your partner what you can see.



We wash our hands.



We have a drink.



We wash the car.



We play with sand and water.

- B
- 1 What are the children doing in the bathroom?
 - 2 What are the children doing in the kitchen?
- C
- 1 What do you think the children will do with their buckets of water?


Vocabulary

Water words


A Match the pictures with the correct labels.



swim



drink



float


B Tick the pictures that need water.


☐

☐

☐

☐



☐

☐

Grammar and Punctuation

Simple sentences

- A
- 1 Tell your partner when you need water.
 - 2 Write a sentence.
For example: *I need water to brush my teeth.*

B Say the rhyme and do some actions.



Water is for everyone,
It helps our plants to grow.
We need it for our washing,
It even makes the snow.

So do not waste it,
Stop that drip.
Water is good,
Every last sip.



How did you feel about the activities?
Colour one of the faces.

